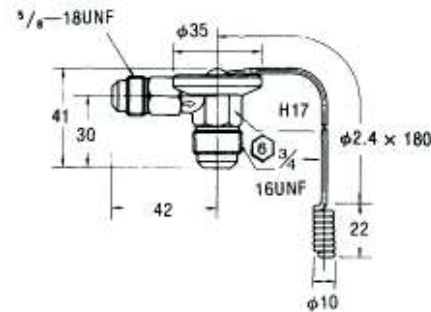


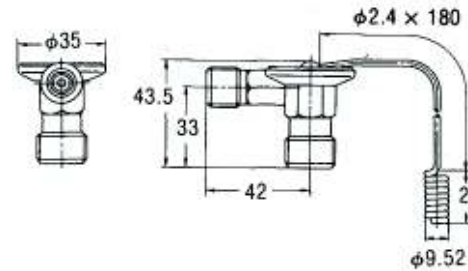
Specifications – CAE/CBE Type Expansion Valve

Part No.	Capacity (USRT)	Refrigerant	Capillary length (mm)	Connections			Remarks
				Joint Part	Outlet	Inlet	
CBE-1034QEX-H	1.0	R134a	180	O-Ring	5/8-18UNF	3/4-16UNF	Those are products in Thailand.
CBE-1534QEX-H	1.5		180	O-Ring	5/8-18UNF	3/4-16UNF	
CBE-15U4Q-H	1.5		180	O-Ring	9/16-18UNF	3/4-16UNF	
CBE-10QFKT-1H	1.0		250	O-Ring	9/16-18UNF	3/4-16UNF	
CBE-10QTX-1H	1.0		180	O-Ring	M16 × 1.5	M20 × 1.5	
CBE-10QRDT-1H	1.0		180	O-Ring	M16 × 1.5	M20 × 1.5	
CBE-15KMQEX-H	1.5		180	O-Ring	M16 × 1.5	M20 × 1.5	
CBE-10K4QEX-1H	1.0		180	O-Ring	M16 × 1.5	M22 × 1.5	
CBE-15K4QEX-2H	1.5		250	O-Ring	M16 × 1.5	M22 × 1.5	
CAE-1534QEX-H	1.5		180	Flare	5/8-18UNF	3/4-16UNF	
CAE-1034QEX-H	1.0		180	Flare	5/8-18UNF	3/4-16UNF	

* Appearances and dimensions *



CAE
flare

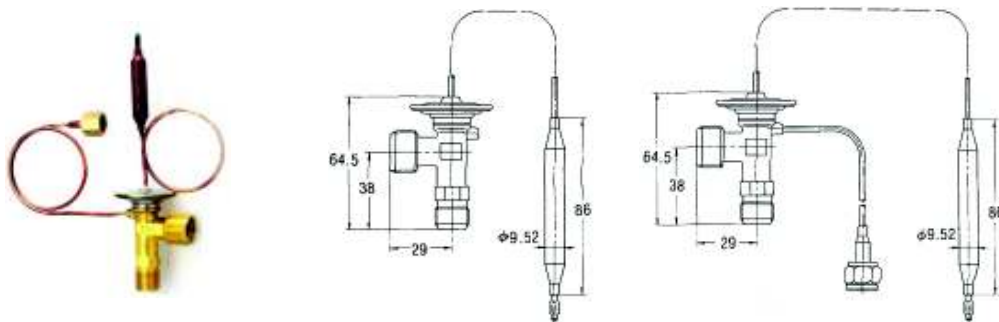


CBE
O-ring

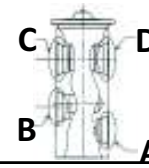
Sepcifications – GBE Type Expansion Valve

















No.	Part No.	Capacity (USRT)	Refrigerant	Capillary length (mm / ϕ 2.4)		Connections – Oring Type			Remarks
				P/A	External	Outlet	Inlet	External-terminal	
1	GBE-10K4QEX-T	1.0	R134a	300	None	M16X1.5	M22X1.5	None	Those are Products of Taiwan
2	GBE-10U4QEX-T	1.0	R134a	160	None	9/16-18UNF	3/4-16UNF	None	
3	GBE-15KMQEX-T	1.5	R134a	210	None	M16X1.5	M20X1.5	None	
4	GBE-15KMQEX-2T	1.5	R134a	120	None	M16X1.5	M20X1.5	None	
5	GBE-15U4QEX-T	1.5	R134a	210	None	9/16-18UNF	3/4-16UNF	None	
6	GBE-15U4QEX-1T	1.5	R134a	120	None	9/16-18UNF	3/4-16UNF	None	
7	GBE-E1034QEX-T	1.0	R134a	210	200	5/8-18UNF	3/4-16UNF	7/16-20UNF	
8	GBE-E10FES-1T	1.0	R12	230	550	9/16-18UNF	3/4-16UNF	7/16-20UNF	
9	GBE-E10KMQEX-T	1.0	R134a	210	200	M16X1.5	M20X1.5	M12X1.25	
10	GBE-E10U4QEX-1T	1.0	R134a	230	550	9/16-18UNF	3/4-16UNF	7/16-20UNF	
11	GBE-E1534QEX-T	1.5	R134a	210	200	5/8-18UNF	3/4-16UNF	7/16-20UNF	
12	GBE-E1534QEX-1T	1.5	R134a	210	200	5/8-18UNF	3/4-16UNF	7/16-20UNF	
13	GBE-E1534QEX-2T	1.5	R134a	210	200	5/8-18UNF	3/4-16UNF	7/16-20UNF	
14	GBE-E1534QEX-3T	1.5	R134a	300	300	5/8-18UNF	3/4-16UNF	7/16-20UNF	
15	GBE-E15K4QEX-T	1.5	R134a	300	300	M16X1.5	M22X1.5	M12X1.25	
16	GBE-E15KMQEX-T	1.5	R134a	210	200	M16X1.5	M20X1.5	M12X1.25	
17	GBE-E15KMQEX-1T	1.5	R134a	210	300	M16X1.5	M20X1.5	M12X1.25	
18	GBE-E15KMQEX-3T	1.5	R134a	210	300	M16X1.5	M20X1.5	M12X1.25	
19	GBE-E15U4FEX-T	1.5	R12	250	300	9/16-18UNF	3/4-16UNF	7/16-20UNF	
20	GBE-E15U4QEX-1T	1.5	R134a	210	200	9/16-18UNF	3/4-16UNF	7/16-20UNF	
21	GBE-E15U4QEX-2T	1.5	R134a	120	180	9/16-18UNF	3/4-16UNF	7/16-20UNF	
22	GBE-E15U4QEX-3T	1.5	R134a	210	200	9/16-18UNF	3/4-16UNF	7/16-20UNF	
23	GBE-E15U4QEX-4T	1.5	R134a	300	300	9/16-18UNF	3/4-16UNF	7/16-20UNF	
24	GBE-E15U4QEX-5T	1.5	R134a	160	200	9/16-18UNF	3/4-16UNF	7/16-20UNF	
25	GBE-E2534QEX-T	2.5	R134a	210	200	5/8-18UNF	3/4-16UNF	7/16-20UNF	
26	GBE-E25K4QEX-T	2.5	R134a	450	400	M16X1.5	M22X1.5	M12X1.25	
27	GBE-E3034FEX-T	3.0	R12	210	200	5/8-18UNF	3/4-16UNF	7/16-20UNF	

* Appearances and dimentions *

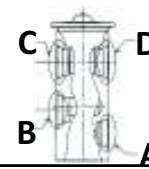




















Type V Expansion Valve



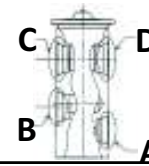
No	Capacity (USRT)	Part No.	Body shape	Joint (B,C Port)	Joint (A,D Port)	Remarks
1	2.0	VDE-20QEX		See remarks	See remarks	
2	1.5	VDE-15QEX-5		See remarks	See remarks	
3	1.0	VHE-10QEX-6		O-Ring 	O-Ring 	
4	1.0	VHE-10QEX-7		O-Ring 	O-Ring 	
5	1.0	VHE-10QEX-8		O-Ring 	O-Ring 	
6	1.0	VHE-10QEX-10		O-Ring 	Radial 	



















Type V Expansion Valve



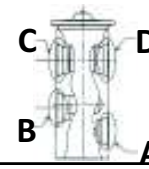
No	Capacity (USRT)	Part No.	Body shape	Joint (B,C Port)	Joint (A,D Port)	Remarks
7	1.0	VHE-10QEX-11		O-Ring 	O-Ring 	
8	1.0	VHE-10QEX-12		O-Ring 	O-Ring 	
9	1.5	VHE-15QEX-4		Seal Washer 	Seal Washer 	
10	1.0	VHE-10QEX-13		Radial 	Radial 	
11	1.5	VHE-15QEX-12		Radial 	Radial 	
12	2.0	VHE-20QEX-1		O-Ring 	Radial 	







Type V Expansion Valve



No	Capacity (USRT)	Part No.	Body shape	Joint (B,C Port)	Joint (A,D Port)	Remarks
13	1.0	VHE-10QEX-14		O-Ring 	O-Ring 	
14	2.0	VHE-10QEX-18		O-Ring 	Radial 	
15	1.0	VHE-10QEX-17		O-Ring 	Radial 	
16	1.0	VHE-10QEX-15		O-Ring 	Radial 	
17	1.0	VHE-10QEX-16		Radial 	Radial 	
18	1.5	VHE-15QEX-15		Radial 	Radial 	


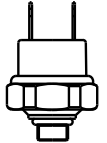
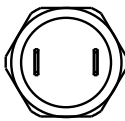

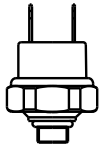
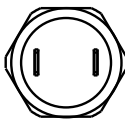

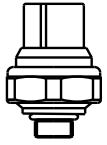


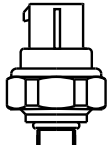


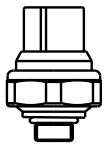

Type V Expansion Valve



No	Capacity (USRT)	Part No.	Body shape	Joint (B,C Port)	Joint (A,D Port)	Remarks
19	1.5	VHE-15QEX-16		Radial 	Radial 	
20	2.0	VHE-20QEX-2		O-Ring 	Radial 	

Pressure Switches



No	Type	Part No.	Screw	Coupler	Remarks	Appearance	
1	Dual	DNP-P270QFKT-2	3/8-24UNF	DNP-Type	 <p>Faston terminal connection type A type with a rubber cover is also available.</p>		
2	Dual	DNP-P320Q	3/8-24UNF	DNP-Type	 <p>Faston terminal connection type A type with a rubber cover is also available.</p>		
3	Dual	DTP-P270	3/8-24UNF	Sumitomo Type	 <p>Waterproof connector direct connection type</p>		
4	Dual	DTP-P270F-1	3/8-24UNF	HG Type	 <p>Waterproof connector direct connection type</p>		
5	Dual	DTP-P300QEX-1	3/8-24UNF	Sumitomo Type	 <p>Waterproof connector direct connection type</p>		

Pressure Switches



No	Type	Part No.	Screw	Coupler	Remarks	Appearance	
6	Dual	DTP-P320Q	3/8-24UNF	Sumitomo Type	<p>Waterproof connector direct connection type</p>		
7	Dual	DXP-P320QEX	M11 x 1.0	Sumitomo Type	<p>Waterproof connector direct connection type</p>		
8	Dual	DTP-P320QEX-3	3/8-24UNF	Sumitomo Type	<p>Waterproof connector direct connection type</p>		
9	Dual	DTP-P320QEX-1	M11 x 1.0	HG Type	<p>Waterproof connector direct connection type</p>		
10	Trinary	TBP-P270	3/8-24UNF	Sumitomo Type	<p>Compressor protector</p> <p>Electric fan</p>		

Pressure Switches



No	Type	Part No.	Screw	Coupler	Remarks	Appearance
11	Trinary	TBP-P270F-1	3/8-24UNF	Sumitomo Type	<p>Compressor protector ON OFF</p> <p>Electric fan ON OFF</p>	
12	Trinary	TBP-P320QFKT-2	M11 x 1.0	Sumitomo Type	<p>Compressor protector ON OFF</p> <p>Electric fan ON OFF</p>	
13	Trinary	TDP-P270-1	3/8-24UNF	Sumitomo Type	<p>Compressor protector ON OFF</p> <p>Electric fan OFF ON</p> <p>Waterproof connector direct connection type</p>	
14	Trinary	TDP-P320QEX-1	3/8-24UNF	Sumitomo Type	<p>Compressor protector ON OFF</p> <p>Electric fan OFF ON</p> <p>Waterproof connector direct connection type</p>	
15	Trinary	TDP-P320QFKT-4	M11 x 1.0	Sumitomo Type	<p>Compressor protector ON OFF</p> <p>Electric fan OFF ON</p> <p>Waterproof connector direct connection type</p>	

Pressure Switches



No	Type	Part No.	Screw	Coupler	Remarks	Appearance
16	Trinary	TDP-P320QEX-3	M11 x 1.0	Sumitomo Type	<p>Compressor protector</p> <p>DN OFF</p> <p>Electric fan</p> <p>OFF ON</p> <p>Waterproof connector direct connection type</p>	